




Quha Sento

User Manual



Quha Sento Contactless Puff Switch

Quha Sento is a contactless puff switch that is used to perform a short mouse click (clicking) or a long mouse click (dragging) together with the Quha Zono gyroscopic mouse.

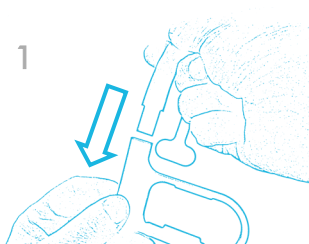


Installation

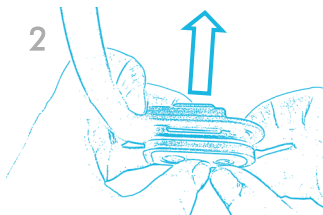
Quha Sento is delivered in two parts: the headband and the cradle. The cradle has the puff sensor arm attached to it.

1. The headband is attached to the cradle by pushing the headband into the cradle connector until it is fully inserted.

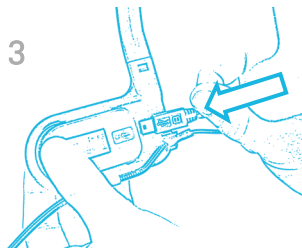
Once inserted, the headband and the cradle are permanently connected to each other and can't be detached.



2. Quha Zono is inserted into the cradle by pushing it as shown in the diagram.



3. The Sento connector is inserted into Quha Zono charging port.

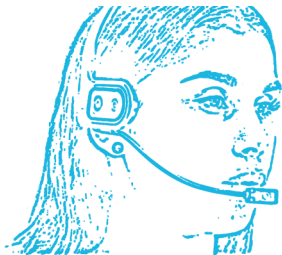


4. Quha Sento is now ready to be used.

Using Quha Sento

Quha Sento detects the air flow (puff) coming from the user's mouth. The puff sensor is located at the end of the sensor arm. The more air flow there is to the sensor, the more accurately the switch can be controlled. Therefore, it is necessary to place the sensor to a position that the air flow can reach.

When the headband is on the user's head, the flexible sensor arm is adjusted so that the sensor is located in front of the user's mouth at a comfortable distance. A typical distance is 1-5 cm (0.4-2 inch). The user is suggested to try different positions because the air flow strength varies greatly. With some experimenting, a good position is found in a few minutes.



Testing the switch is simple. Puff into the sensor and a click is performed. Puff and keep puffing into the sensor and a long click (dragging) is performed as long as the puff continues.

Compatibility

Quha Sento is compatible with the Quha Zono gyroscopic mouse and the Quha universal connection adapter.

Troubleshooting

A click is not happening every time when puff is made

Make sure that the sensor arm is positioned close enough to the mouth and that the air flow reaches the sensor.

Random clicks

Talking creates an air flow similar to puffing into the sensor and the sensor picks this up. A good way to prevent random clicks created by talking is placing the puff sensor in front of the chin slightly lower than the lower lip. Another way is to increase the distance between mouth and the sensor.

If the puff sensor rubs the user's clothing or skin when Sento is put on, this may be picked up by the sensor. The easiest way to avoid random clicks in this case is to turn on Zono only after the Sento has been placed on the user's head.

Dragging is abrupt

The double click assistant in Quha Zono might cause this issue in some SW versions. Please switch the Double click assistant off in Quha Zono Settings application.

Keeping Quha Sento Clean

As a contactless puff switch, Quha Sento is easy to keep clean. In the case of dust or saliva getting into the puff sensor, Quha puff switch cleaning spray is used to clean the sensor. It is a safe way to clean Quha Sento and is available from Quha resellers.

Product Disposal

When the device has reached its end-of-life it should be recycled as electric and electronic waste.



European Compliance

The manufacturer of this product confirms that this product complies with the European Union regulations for safety, health, environmental and consumer protection.



FCC Compliance

This device complies with Part 15 of the FCC Rules. Operation is subject to the following two conditions: (1) this device may not cause harmful interference, and (2) this device must accept any interference received, including interference that may cause undesired operation.



Limited Warranty

Warranty on the product is 2 years from the date of purchase.

© 2016 Quha oy. Quha oy is not responsible for possible errors in this user manual. Quha oy reserves the right to revise the content of this user manual.



Designed and manufactured in
Finland by Quha.

www.quha.com

Copyright 2016 Quha oy.

Quha, the Q-mark, Quha Zono and Quha Sento are
trademarks or registered trademarks of Quha oy.